

Borrow streaming + downloadable music, audiobooks, movies, and TV shows – all you need is a library card and Internet access!

**QUICK START**

**Step 1:** Register for an account with your library card number, an email address, and a password.

**Step 2:** Browse all titles or search for a specific title. When you find one you want to try, click on the **Borrow** button. You can currently borrow up to 15 items per month.

**Step 3:** Borrowed titles can be found in your **My Titles** section. The lending period is different for each type of item, so be sure to note the due date. They will be automatically returned when the lending period is over – no late fees!

Ready to try it? Click on the button below.



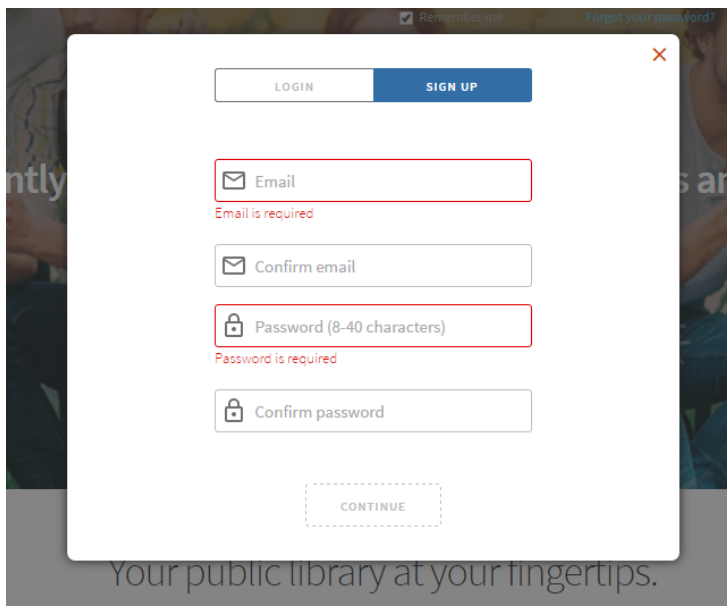
Don't forget to bookmark **www.hoopladigital.com** if you're using an Internet browser! Unlike many of our other databases, you do not have to access this service from our library webpage for it to work.

Need more info? Keep reading. . . .




**GETTING STARTED**

Register for an account. You can do this at the **www.hoopladigital.com** webpage or via the free app (for iOS or Android devices). You will need to provide an active library card number and an email address, and you'll be asked to create a password. This is the only time you'll need to use your library card number.



**Remember. . .** You can use only **one** library card per email address. In other words, you will not be able to add multiple library cards to a single account in order to get more items per month.

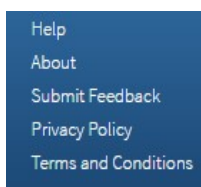
After you have signed up or signed in, you will see the main menu bar at the top of the page. This menu allows you to browse all available titles, search for specific titles, and see which titles you already have checked out.



Use the Movies, Music, Audiobooks, comics, e-books, and Television buttons to navigate.

Don't forget to scroll down and see all the special collections available to you! For example, you might find a shelf for "Date Night" in the movies section or "Grammy Awards" in the music section.

Need more help, have questions about privacy, or want to get social? Scroll down to the bottom of the page. The **Help** section is particularly helpful, of course!



You can also check your borrowing history and update your account info from this page.



**IMPORTANT INFO**

**You can currently borrow up to 15 titles per month.** Even if you return an item early, that item still counts against this limit. This is 15 items of any kind, regardless of type or due date. This limit starts over on the 1<sup>st</sup> day of the month, but any items you already have checked out will not be returned until their official due date!

**Each media type has a different lending period.** You get audiobooks for 21 days (3 weeks), music for 7 days (1 week), and movies + TV shows for 3 days. There is no renewal function, but you can re-borrow an item – keep in mind that this counts as another item towards the borrowing limit.

**You don't have to wait for the popular stuff.** Found a blockbuster movie or want to try a brand-new album? Go for it! You don't have to wait in line for someone else to finish with it.

**If you start watching or listening to something on one device, you can pick up where you left off if you switch to another device.** What if you want to start an audiobook on your iPhone during your morning walk, but plan to continue listening to it on your computer at work? You can do that!

**Children can't borrow mature materials.** Just like with regular library materials, any patron with a "Child" card type won't be able to check out adult items like R-rated films. We encourage all parents to monitor the media your kids are watching or listening to.

**If your library account is expired or delinquent, your hoopla account is too.** In other words, if your card needs to be renewed or if you have excessive fines, you'll need to clear that up with our Circulation Department before you can use this service. Please call (409) 763-8854 for help with your account. (Don't worry too much, it happens to the best of us!)

**If you're using the hoopla app, you can download the titles you borrowed to your mobile device.** This means that you don't have to have a WiFi signal or use up all your data in order to stream the media. Look for the **DOWNLOAD** button or the cloud icon, and don't forget to wait for the "download complete" message to be sure you got the whole file.

**When you watch a movie online, you'll be asked to install a plugin for your Internet browser.** The plugin – called "Widevine" – is totally free. This usually only takes a few seconds the first time you watch a movie, but sometimes browsers can be a bit persnickety – don't panic! If you're using Chrome in particular, you may have to enable the plugin manually. If your Chrome browser does not prompt you to do so, you can go to <chrome://plugins/> to enable Widevine.



Ready to try it? Click on the button below.



Don't forget to bookmark **www.hoopladigital.com** if you're using an Internet browser! Unlike many of our other databases, you do not have to access this service from our library webpage for it to work.